

Fig. 1: A schematic process to preparation of silica from raw rice husk

MATERIALS AND METHODS

The batch removal of Cr^{+6} from aqueous solution using three low-cost adsorbents: raw rice husk, rice bran and rice husk silica under different experimental conditions were investigated. The raw rice husk and rice bran was collected from North of Iran and the rice husk silica was prepared according to the method proposed by Jamwal and Mantri [20]. Base on this method, the raw rice husk was first washed with tap water to remove the contaminants and then it was dried in an oven at 110°C for 24 hrs. After that, it was subjected to acid leaching by refluxing it in 3% (v/v) chloridric acid (HCL) and 10% (v/v) sulphuric acid (H_2SO_4) for 2 hours and at a ratio of 50 g husk/L. The husk was thoroughly washed with distilled water and then dried in an air oven at 100°C . Finally, it was burned inside a muffle furnace at temperature of 800°C for 4 hours in static air. A schematic process to preparation of silica from raw rice husk is showed in Figure (1).

In this study, the effects of four parameters: contact time (30, 45, 60, 75 and 90 min), pH values (2, 3, 4, 5, 6, 7, 8 and 9), adsorbents dosages (0.5, 1.0 and 1.5 g/L) and initial concentration of Cr^{+6} (1.0, 5, 10 and 15 mg/L) were investigated by varying any of the process parameters and keeping the other parameters constant. The experiments were carried out in batch reactors and at room temperature of $25 \pm 2^\circ\text{C}$. The synthetic solution containing chromium was ready by dissolving the known amount of analytical-grade potassium dichromate in distilled water. The concentrations of chromium were measured using a standard method of atomic adsorption. The Eq. (1) was used to determination of removal efficiency:

$$RE(\%) = \frac{(C_0 - C)}{C_0} \times 100$$

where RE is the removal efficiency (%), C_0 and C are the inlet and outlet concentration of hexavalent chromium (mg/L) [21-24].

RESULTS AND DISCUSSION

The physico-chemical characteristics of the adsorbents showed that carbon is the highest element percentage of the CHN analysis in the raw rice husk, but the silica derived from rice husk showed a high percentage of SiO_2 up to 94.24%. Some of the important physico-chemical characteristics of the rice husk silica and raw rice husk used in this study are summarized in Table 1.

The Scanning Electron Microscope (SEM) of the adsorbents showed that, when the raw rice husk goes under on the acid leaching and combustion processes at high temperature, it reduces the crystallization cells and increases its porosity. This issue can increase the adsorption rate of the adsorbents (Figure 2).

For the investigation of the effect of pH, hexavalent chromium removal experiments at various values of pH 2, 3, 4, 5, 6, 7, 8 and 9 while keeping the other parameters constant (initial concentration of hexavalent chromium = 5.0 mg/L, adsorbents dosage = 1.0 g/L and contact time = 60 min) were studied. The results of removal efficiency of hexavalent chromium at different values of pH by the three adsorbents are shown in Figure 3.

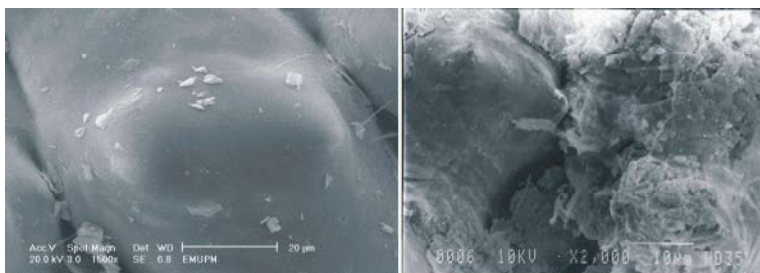
The removal efficiency of Cr^{+6} at different contact times (30, 45, 60, 75 and 90 min), pH=2, adsorbents dosage = 1.0 g/L, initial concentration of Cr^{+6} = 5.0 mg/L by the three adsorbents is shown in Figure 4.

Effects of the adsorbents dosages (0.5, 1.0 and 1.5 g/L) on removal efficiency of hexavalent chromium at pH = 2, initial concentration of hexavalent chromium = 5.0 mg/L and contact time = 60 min are shown in Figure 5.

Table 1: Some of the important physico-chemical properties of the rice husk silica and raw rice husk used in this study

Raw Rice Husk			Rice Husk Silica		
Physico-chemical characteristics	Unit	Value	Physico-chemical characteristics	Unit	Value
Density	(g/L)	93.3	Density	(g/L)	44.5
pH	-	6.7	pH	-	7.5
C	(%)	35.92	C	(%)	0.09
H	(%)	4.84	H	(%)	0.16
N	(%)	0.42	N	(%)	0.14
SiO ₂	(%)	NM*	SiO ₂	(%)	94.24

NM* = not measured



a) Raw rice husk

b) Rice husk silica

Fig. 2: Scanning Electron Microscope (SEM), a) raw rice husk and b) rice husk silica

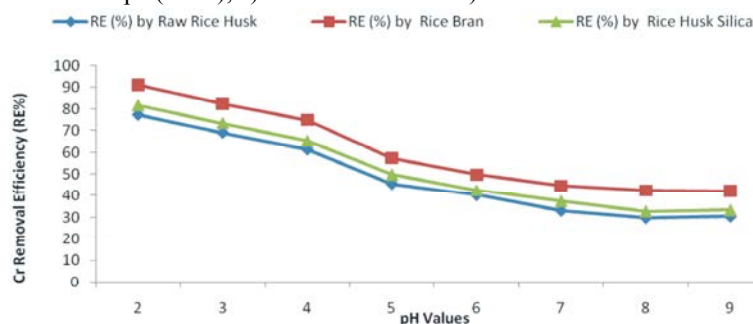


Fig. 3: Cr⁺⁶ removal efficiency by raw rice husk, rice bran and rice husk silica at variable pH values, adsorbents dosage of 1.0 g/L, 5.0 mg/L initial concentration of Cr⁺⁶ and 60 min of contact time.

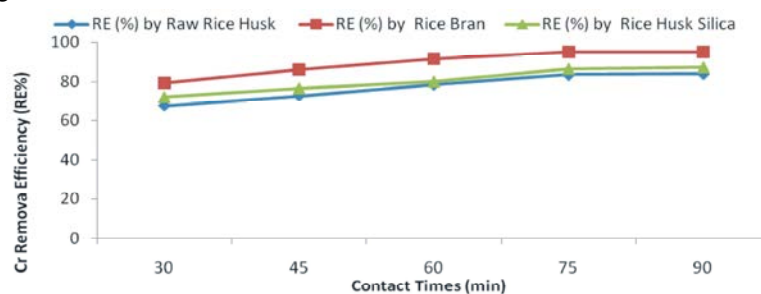


Fig. 4: Removal efficiency of Cr⁺⁶ with variable contact times at pH = 2, adsorbent dosage = 1.0 g/L and initial concentration = 5.0 mg/L by three adsorbents.

In addition, in this research the correlation between increasing of initial concentration of Cr⁺⁶ and removal efficiency was studied using the Pearson correlation analysis. For this purpose the correlation between increasing of initial concentration of Cr⁺⁶ (1, 5, 10 and 15 mg/L) at pH = 2, adsorbents dosage = 1.0 g/L and contact time = 60 min were studied. The results are illustrated in Figure 6.

The experimental data were also fitted using two adsorption models including Freundlich and Langmuir. The constants coefficients for Freundlich and Langmuir adsorption isotherms are summarized in Table 2.

The value of media pH is very important to remove Cr⁺⁶, which is the toxic type of chromium. The result of this study showed that the adsorption of hexavalent chromium is highly pH-dependent and the best pH for

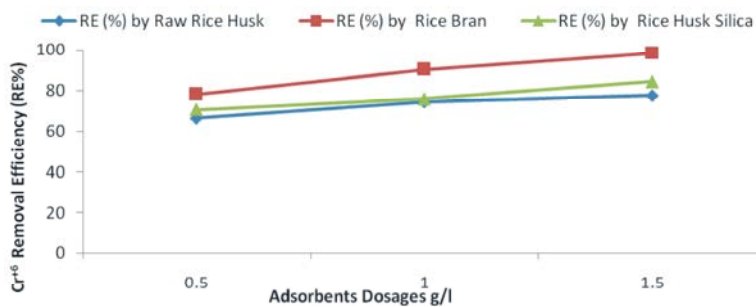


Fig. 5: Removal efficiency of Cr⁺⁶ with different dosages of the adsorbents at pH = 2, initial concentration of Cr⁺⁶ = 5.0 mg/L and contact time = 60 min by the three adsorbents.

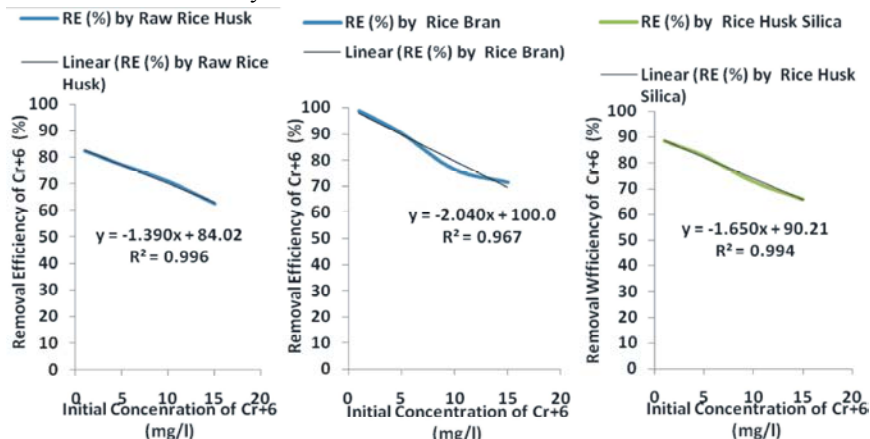


Fig. 6: The correlation between increasing of initial concentration of Cr⁺⁶ and removal efficiency at pH = 2, adsorbents dosage of 1.0 g/L and contact time of 60 min by the three adsorbents.

Table 2: Constants coefficients for Freundlich and Langmuir adsorption isotherms

Adsorbents	Langmuir Coefficients			Freundlich Coefficients		
	q _{max} (mg/g)	b (l/mg)	R ²	K (mg/g)	n	R ²
Raw rice husk	13.30	0.38	0.9978	3.87	1.39	0.9865
Rice bran	7.13	16.28	0.9884	5.85	2.60	0.9966
Rice husk silica	9.18	0.98	0.9386	3.82	1.57	0.9801

q_{max} = Amount adsorbed on the surface; b = Isotherm constant; K, n = Isotherm constants

the removal of hexavalent chromium was found to be acidic condition at pH value of 2 for the three adsorbents. This result is in agreement with reported data by Khazaei *et al.* [14] which showed the optimum initial pH was observed at pH = 2.0 to remove hexavalent chromium using agricultural waste. Demirbas *et al.* [8] reported an optimum pH of 1.0 for adsorption of hexavalent chromium ions from aqueous solutions using activated carbons prepared from agricultural wastes. However to remove cadmium, zinc and lead, Kafika *et al.* [16] have reported an increasing of heavy metals adsorption with increasing of pH.

In this study, the maximum removal efficiency of hexavalent chromium was obtained by rice bran up to 98.8% at 5.0 mg/L initial concentration of hexavalent

chromium, 60 min of contact time, pH = 2 and adsorbents dosage of 1.0 g/L. However, at the same condition the maximum removal efficiency by raw rice husk and rice husk silica obtained 82.3 and 88.4%, respectively. A removal efficiency of hexavalent chromium up to 42% with 30 min contact time using activated carbon derived from rice husk was obtained. However, a maximum removal efficiency of hexavalent chromium up to 61% with 180 min contact time was reported [25]. Moreover, a negative strong significant correlation between increasing of initial concentration of hexavalent chromium and removal efficiency was detected by the three adsorbents (p < 0.01). Khazaie *et al.* [14] reported a decreasing removal adsorption of hexavalent chromium with increasing of initial concentration. They pointed out that “at low

concentrations the ratio of available surface to initial hexavalent chromium is larger; therefore, the removal becomes independent of initial concentrations. However, in the case of higher concentrations this ratio is low; the percentage removal then depends upon the initial concentration” [14].

CONCLUSION

Based on obtained results, raw rice husk and adsorbents prepared from it such as rice bran and rice husk silica could be considered as effective and inexpensive adsorbents for the removal of hexavalent chromium from aquatic solutions. High removal efficiency, easy and inexpensive way to preparation of the adsorbents from raw rice husk could be the advantages of their application in removal of heavy metals.

ACKNOWLEDGEMENTS

Authors would like to acknowledge Semnan University of Medical Sciences for the financial support through research project no.: 418.

REFERENCES

1. Kobya, M., E. Demirbas, E. Senturk and M. Ince, 2004. Adsorption of heavy metals ions from aqueous solutions by activated carbon prepared from apricot Stone, *Bioresource Technology*, 96(13): 1518-1521.
2. Ghaneian, M.T., B. Jamshidi, M. Amrollahi and M. Dehviri, 2014. Application of biosorption process by pomegranate seed powder in the removal of hexavalent chromium from aquatic environment, *Koomesh*, 15(2): 206-211.
3. Donmez, D. and Z. Aksu, 2002. Removal of chromium (VI) from saline wastewaters by dualilla species, *Process Biochemistry*, 38(5): 751-762.
4. Karthikeyan, T., S. Rajgopal and L.R. Miranda, 2005. Chromium (VI) adsorption from aqueous solution by Hevea Brasilinesis sawdust activated carbon, *Journal of Hazardous Materials*, (124): 192-199.
5. Monemtabary S., M. Shariati Niasar, M. Jahanshahi and A.A. Ghoreyshi, 2013. Equilibrium and Thermodynamic Studies of Methane Adsorption on Multi-Walled Carbon Nanotube. *Iranica Journal of Energy & Environment* 4 (1) Special Issue on Nanotechnology, pp: 17-23.
6. Abdel-Ghani, N.T., M. Hefny and G.A.F. El-Chaghaby, 2007. Removal of lead from aqueous solution using low cost abundantly available adsorbents. *International Journal of Environmental Science*, 4(1): 67-73.
7. Mahvi, A.H., B. Bina and A. Saeidi, 2002. Heavy metal removal from industrial effluents by natural fibers, *Water and Wastewater*, (43): 2-5.
8. Demirbas, E., M. Kobya, E. Elif Senturk and T. Ozkan, 2004. Adsorption kinetics for the removal of chromium (VI) from aqueous solutions on the activated carbons prepared from agricultural wastes. *Water SA.*, 30(4): 533-540.
9. Gueu, S., B.A. yao, K. douby and G. Ado, 2007. Kinetics and thermodynamics study of lead adsorption on to activated carbons from coconut and seed hull of the Palm trees. *Environmental Science & Technology*, 4(1): 11-17.
10. El-Ashtoukhy, E.S.Z., N.K. Amin and O. Abdelwahab, 2008. Removal of lead (II) and copper (II) from aqueous solution using pomegranate peel as a new adsorbent, *Desalination*, (223): 162-173.
11. Shamohammadi, Z., H. Moazed, N. Jaafarzadeh and P. Haghghat Jau, 2008. Removal of Low Concentrations of Cadmium from Water using Improved Rice Husk. *Water and Waste Water*, (67): 27-33.
12. Montazeri, N., E. Baher, Z. Barami and M. Ghochi-Baygi, 2009. Kiwi role in eliminating environmental pollution and its affecting factors. *Journal of Sciences and Techniques in Natural Resources*, 5(1): 118-128.
13. Blazquez, G.M.A. and M. Martin-Calero, 2011. Batch biosorption of lead (II) from aqueous solutions by olive tree pruning waste: Equilibrium, Kinetics and thermodynamic study. *Chemical Engineering Journal*, (168): 170-177.
14. Khazaei, I., M. Aliabadi and H.T. Hamed –Mosavian, 2011. Use of Agricultural Waste for Removal of Cr (VI) from Aqueous Solution. *Iranian Journal of Chemical Engineering*, 8(4): 11-23.
15. Egila, J.N., B.E.N. Daudu, Y.A. lyak and T. Jimoh, 2012. Agricultural waste as a low cost adsorbent for heavy metal removal from waste water. *International Journal of the Physical Sciences*, 6(8): 2152-2157.
16. Kafia, M. and S. shareef, 2012. Atricultural wastes as low cost adsorbent for Pb removal: Kinnetice, Equilibrium and Thermodynamlcs. *International Journal of Chemistry*, 3(3): 103-112.

17. Salari, B. and M. Shahmohammadi, 2012. Examination of kinetic the removal of nickel from aqueous solutions by Rafsanjan Pistachio Shell. *Journal of Environmental Studies*, (60): 149-156.
18. Ghorbani M., H. Eisazadeh and A.A. Ghoreyshi, 2012. Removal of Zinc Ions from Aqueous Solution Using Polyaniline Nanocomposite Coated on Rice Husk. *Iranica Journal of Energy & Environment*, 3(1): 66-71.
19. Ilaboya I.R., E.O. Oti, G.O. Ekoh and L.O. Umukoro, 2013. Performance of Activated Carbon from Cassava Peels for the Treatment of Effluent Wastewater. *Iranica Journal of Energy & Environment*, 4(4): 361-375.
20. Jamwal, R.S. and S. Mantri, 2007. Utilisation of rice husk for derivation chemicals. nandini consultancy, global information source for chemical, pharmaceutical and allied industries. 2007. Available from: <http://www.nandinichemical.com/2007febjournal.html>.
21. Kun, E., 2005. Development of a Foamed Emulsion Bioreactor for Air Pollution Control. Ph.D Thesis in Chemical and Environmental Engineering, University of California Riverside, USA.
22. Taghipour, H., M.R. Shahmansoury, B. Bina and H. Movahdian, 2006. Comparison of the biological NH₃ removal characteristics of a three stage biofilter with a one stage biofilter. *International Journal of Environmental Science and Technology*, 3(4): 417-424.
23. Mehdinia, S.M., P. Abdul-Latif, A. Makmom-Abdullah and H. Taghipour, 2011. Synthesize and characterization of rice husk silica to remove the hydrogen sulfide through the physical filtration system. *Asian Journal of Scientific Research*, (4): 246-254.
24. Mehdinia, S.M., P. Abdul-Latif, H. and Taghipour, 2013. Removal of Hydrogen Sulfide by Physico-biological Filter, Using mixed Rice Husk Silica and Dried Activated Sludge, *Clean Soil, Air, Water*, 41(10): 949-954.
25. Dabrowski, A., 2000. Adsorption from Theory to Practice. *Adventure Colloid Interface Science*, 93: 135-224.